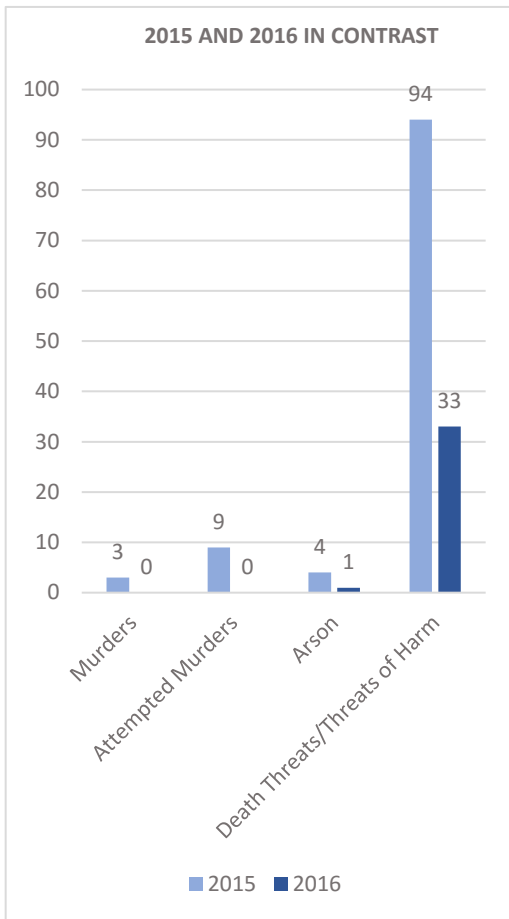


## 2016 VIOLENCE AND DISRUPTION STATISTICS

*An escalation in hate speech, intimidation, and obstruction as well as a decrease in extreme violence*

NAF members reported a continued environment of hostility directed at abortion providers in 2016. While there was a decrease in extreme violence—with no murders or attempted murders, and a decrease in arsons—we did see an increase in a wide range of intimidation tactics meant to disrupt the provision of health care at facilities, including vandalism, picketing, obstruction, invasion, trespassing, burglary, stalking, assault and battery, and bomb threats. We also continued to see an escalation in hate speech and internet harassment, which intensified following the election in November.



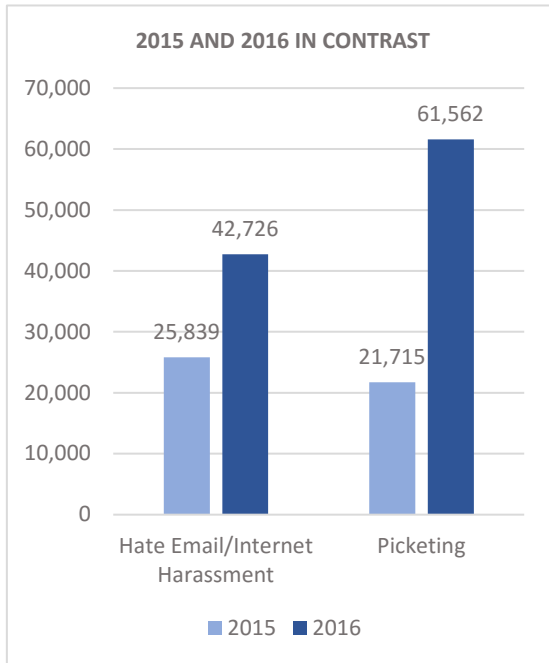
Our 2016 statistics show that trespassing, burglary, and vandalism are on the rise. In July, a member clinic in North Dakota contacted NAF when a woman trespassed onto clinic property threatening to burn it down. Security cameras captured the incident, and local police arrested the woman. In February, a NAF member facility in Maryland was vandalized with spray paint two days in a row. The Baltimore County Police Department caught and arrested the two vandals responsible shortly thereafter. The FBI opened an investigation and the DOJ prosecuted one of the men responsible. In October, he pled guilty to one count of violating the FACE Act after admitting that he vandalized the clinic because it provided abortion care, and that he spray painted graphic messages on the building to deter women from obtaining care there. In November, the second man involved was formally charged.

Our statistics also show an increase in activity meant to disrupt the provision of health care at facilities, including bomb threats and obstruction of entrances. Actions like these have the potential to shut down facilities, sometimes for an entire day, thereby delaying women from obtaining the abortion care they need. An example of this occurred in July, when a member facility in Virginia received a bomb threat. The facility called the local police department, which conducted a precautionary search and found no explosives. The clinic staff noted the presence of an unidentified male outside the facility that day with the other picketers. He has since been banned from the site by law enforcement. The facility was forced to close during the investigation, which delayed 36 patients from obtaining the care they needed that day.

Incidents of obstructed access to health care facilities more than doubled in 2016. Additionally, the reported incidents of picketing, which increased dramatically in 2015, continued to increase in 2016, with 61,562 incidents reported—which far exceeds any other year since we began tracking these statistics in 1977.

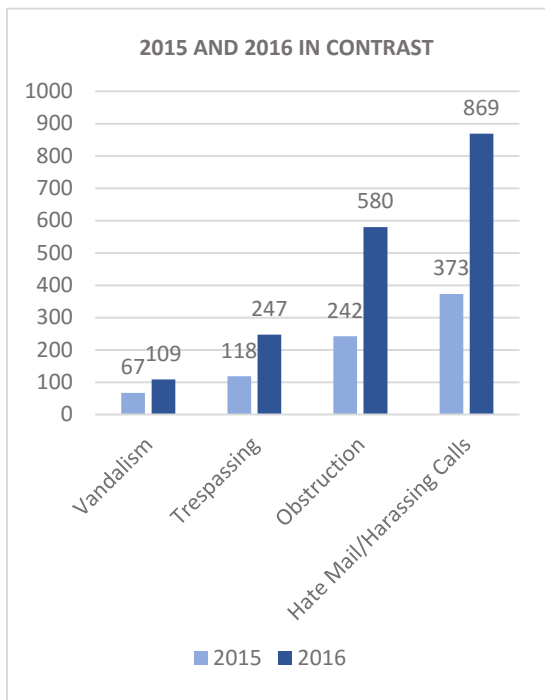
As we have noted in previous years, abortion opponents continue to use the internet and social media to target abortion providers and encourage violence against providers and facilities. Our 24/7 monitoring of online commentary continues to show a profoundly hostile climate, with more than 42,500 incidents of hate speech uncovered in 2016. Additionally, since the election in November, negative commentary about abortion care and abortion providers was more than triple

the pre-election monthly average. This is significant since we know that hostile rhetoric can incite some to take the law into their own hands by threatening abortion providers and committing acts of violence.



We share the threats we uncover with federal and state law enforcement officials for their investigation and prosecution. In October, a Washington state man who posted online using the name “Joseywhales” was convicted on federal charges of transmitting interstate threats for posting threats online. In his posts to an online news site, he offered bounties for the murder of an abortion provider and the head of a tissue procurement company. Law enforcement discovered his identity and charged him, and he was sentenced to one year and one day in prison for his anti-abortion criminal activity.

Our statistics show the importance of appropriate law enforcement response in preventing an escalation of criminal activity and violence against abortion providers. Given the political climate and the increase in hate incidents throughout the country, we expect the negative commentary and threats directed at abortion providers to continue. We also remain concerned that Attorney General Jeff Sessions will not adequately enforce the laws that protect abortion providers and their patients from violence. Sessions has a long record of opposing protections for abortion providers, and was endorsed by the anti-abortion extremist group Operation Rescue. In addition to enforcing the FACE Act, the Attorney General oversees the work of the National Task Force on Violence Against Health Care Providers, a unique collaboration among federal agencies that, when supported, has resulted in a documented decrease in violent crimes against abortion providers.




### Methodology

NAF has been tracking incidents of violence and disruption against abortion providers since 1977. Our comprehensive violence and disruption statistics are an invaluable resource that enables us to detect patterns and trends in anti-abortion criminal activities and report incidents to law enforcement. NAF members submit monthly reports on violence and disruption they experience.

We implemented several changes in the gathering of the 2016 statistics to increase the reporting volume, and achieve a more complete picture of what abortion providers face on a daily basis. As the reporting rate increased from previous years, we were better able to analyze trends, including spikes in online harassment, protests, and obstruction.

The National Abortion Federation (NAF) is the professional association of abortion providers. Our members include individuals, private and non-profit clinics, Planned Parenthood affiliates, women’s health centers, physicians’ offices, and hospitals who together care for approximately half the women who choose abortion in the U.S. and Canada each year. Our members also include public hospitals and both public and private clinics in Mexico City and private clinics in Colombia.

	NAF VIOLENCE AND DISRUPTION STATISTICS (Summary by Decade)				
	INCIDENTS OF VIOLENCE & DISRUPTION AGAINST ABORTION PROVIDERS				
	1977 to 89	1990 to 99	2000 to 09	2010 to 16	Totals
<b>Violence</b>					
Murder <sup>1</sup>	0	7	1	3	11
Attempted Murder	0	16	1	9	26
Bombing	25	15	1	1	42
Arson <sup>1</sup>	64	96	14	12	186
Attempted Bombing/Arson <sup>1</sup>	37	39	20	2	98
Invasion	247	117	25	22	411
Vandalism	244	575	570	254	1,643
Trespassing <sup>2</sup>		193	1,864	868	2,925
Butyric Acid Attacks	0	100	0	0	100
Anthrax/Bioterrorism Threats	0	47	614	2	663
Assault & Battery	58	53	71	57	239
Death Threats/Threats of Harm <sup>3</sup>	70	247	88	140	545
Kidnapping	2	1	1	0	4
Burglary <sup>4</sup>	20	35	98	102	255
Stalking <sup>5</sup>		404	110	69	583
<b>Totals</b>	<b>767</b>	<b>1,945</b>	<b>3,478</b>	<b>1,541</b>	<b>7,731</b>
<b>Disruption</b>					
Hate Mail/Harassing Calls	192	6,327	6,210	3,250	15,979
Hate Email/Internet Harassment <sup>6</sup>			345	68,846	69,191
Hoax Devices/Suspicious Packages <sup>7</sup>			160	92	252
Bomb Threats	237	245	129	32	643
Picketing <sup>8</sup>	847	29,937	110,600	111,086	252,470
Obstruction <sup>9</sup>				1,548	1,548
<b>Totals</b>	<b>1,276</b>	<b>36,509</b>	<b>117,444</b>	<b>184,855</b>	<b>340,084</b>
<b>Clinic Blockades</b>					
Number of Incidents	385	289	87	134	895
Number of Arrests <sup>10</sup>	24,380	9,447	4	6	33,837

All numbers represent incidents reported to or obtained by NAF. Actual incidents are likely higher.

<sup>1</sup> Incidents recorded are those classified as such by the appropriate law enforcement agency. Incidents that were ruled inconclusive or accidental are not included.

<sup>2</sup> Tabulation of trespassing began in 1999.

<sup>3</sup> Death Threats, as of 2015, include any reported or discovered "Threats of Harm."

<sup>4</sup> This category includes incidents of Burglary, Robbery, and Theft that occurred at a reproductive health facility.

<sup>5</sup> Stalking is defined as the persistent following, threatening, and harassing of an abortion provider, staff member, or patient away from the clinic. Tabulation of stalking incidents began in 1993.

<sup>6</sup> Tabulation of email harassment began in 2002. As of mid-November 2015, enhanced technology allowed for an increased ability to uncover Hate Email/Internet Harassment.

<sup>7</sup> Tabulation of hoax devices began in 2002.


<sup>8</sup> NAF changed its method of collecting picketing data in 2012. Obstruction was separated into its own category.

<sup>9</sup> Tabulation of Obstruction began in 2012. Obstruction is defined as the act of causing a delay or an attempt to cause a delay in the conduct of business or prevent persons from entering or exiting an area. This would apply to violations of the FACE Act.

<sup>10</sup> The "number of arrests" represents the total number of arrests, not the total number of persons arrested. Many blockaders are arrested multiple times.

Numbers prior to 2013 represent the U.S. and Canada only. Numbers from 2013-2016 represent the U.S., Canada, and Colombia.

In 2016, incidents included from Colombia totaled 513 incidents of Picketing, 57 Hate Mail/Harassing Calls, 4 Hate Emails/Internet Harassment, and 2 Obstructions.

	NAF VIOLENCE AND DISRUPTION STATISTICS (1990 - 1999)										
	INCIDENTS OF VIOLENCE & DISRUPTION AGAINST ABORTION PROVIDERS										
	1990	1991	1992	1993	1994	1995	1996	1997	1998	1999	Totals 1990-99
<b>Violence</b>											
Murder <sup>1</sup>	0	0	0	1	4	0	0	0	2	0	7
Attempted Murder	0	2	0	1	8	1	1	2	1	0	16
Bombing	1	1	0	1	1	1	2	6	1	1	15
Arson <sup>1</sup>	10	8	19	12	11	14	3	8	4	7	96
Attempted Bombing/Arson <sup>1</sup>	3	1	13	7	3	1	4	2	5	0	39
Invasion	19	29	26	24	2	4	0	7	5	1	117
Vandalism	26	44	116	113	42	31	29	105	46	23	575
Trespassing <sup>2</sup>										193	193
Butyric Acid Attacks	0	0	57	15	8	0	1	0	19	0	100
Anthrax/Bioterrorism Threats	0	0	0	0	0	0	0	0	12	35	47
Assault & Battery	6	6	9	9	7	2	1	9	4	0	53
Death Threats/Threats of Harm <sup>3</sup>	7	3	8	78	59	41	13	11	25	2	247
Kidnapping	0	0	0	0	0	0	0	0	1	0	1
Burglary <sup>4</sup>	2	1	5	3	3	3	6	6	6	0	35
Stalking <sup>5</sup>				188	22	61	52	67	13	1	404
<b>Totals</b>	<b>15</b>	<b>10</b>	<b>22</b>	<b>278</b>	<b>91</b>	<b>107</b>	<b>72</b>	<b>93</b>	<b>49</b>	<b>3</b>	<b>1,945</b>
<b>Disruption</b>											
Hate Mail/Harassing Calls	21	142	469	628	381	255	605	2,829	915	82	6,327
Hate Email/Internet Harassment <sup>6</sup>											
Hoax Devices/Suspicious Packages <sup>7</sup>											
Bomb Threats	11	15	12	22	14	41	13	79	31	7	245
Picketing <sup>8</sup>	45	292	2,898	2,279	1,407	1,356	3,932	7,518	8,402	1,808	29,937
Obstruction <sup>9</sup>											
<b>Totals</b>	<b>77</b>	<b>449</b>	<b>3,379</b>	<b>2,929</b>	<b>1,802</b>	<b>1,652</b>	<b>4,550</b>	<b>10,426</b>	<b>9,348</b>	<b>1,897</b>	<b>36,509</b>
<b>Clinic Blockades</b>											
Number of Incidents	34	41	83	66	25	5	7	25	2	1	289
Number of Arrests <sup>10</sup>	1,363	3,885	2,580	1,236	217	54	65	29	16	2	9,447

<sup>1</sup> Incidents recorded are those classified as such by the appropriate law enforcement agency. Incidents that were ruled inconclusive or accidental are not included.

<sup>2</sup> Tabulation of trespassing began in 1999.

<sup>3</sup> Death Threats, as of 2015, include any reported or discovered "Threats of Harm."

<sup>4</sup> This category includes incidents of Burglary, Robbery, and Theft that occurred at a reproductive health facility.

<sup>5</sup> Stalking is defined as the persistent following, threatening, and harassing of an abortion provider, staff member, or patient away from the clinic. Tabulation of stalking incidents began in 1993.

<sup>6</sup> Tabulation of email harassment began in 2002. As of mid-November 2015, enhanced technology allowed for an increased ability to uncover Hate Email/Internet Harassment.

<sup>7</sup> Tabulation of hoax devices began in 2002.


<sup>8</sup> NAF changed its method of collecting picketing data in 2012. Obstruction was separated into its own category.

<sup>9</sup> Tabulation of Obstruction began in 2012. Obstruction is defined as the act of causing a delay or an attempt to cause a delay in the conduct of business or prevent persons from entering or exiting an area. This would apply to violations of the FACE Act.

<sup>10</sup> The "number of arrests" represents the total number of arrests, not the total number of persons arrested. Many blockaders are arrested multiple times.

Numbers prior to 2013 represent the U.S. and Canada only. Numbers from 2013-2016 represent the U.S., Canada, and Colombia.

In 2016, incidents included from Colombia totaled 513 incidents of Picketing, 57 Hate Mail/Harassing Calls, 4 Hate Emails/Internet Harassment, and 2 Obstructions.

	NAF VIOLENCE AND DISRUPTION STATISTICS (2000 - 2009)										
	INCIDENTS OF VIOLENCE & DISRUPTION AGAINST ABORTION PROVIDERS										
	2000	2001	2002	2003	2004	2005	2006	2007	2008	2009	Totals 2000-09
<b>Violence</b>											
Murder <sup>1</sup>	0	0	0	0	0	0	0	0	0	1	<b>1</b>
Attempted Murder	1	0	0	0	0	0	0	0	0	0	<b>1</b>
Bombing	0	1	0	0	0	0	0	0	0	0	<b>1</b>
Arson <sup>1</sup>	2	2	1	3	2	2	0	2	0	0	<b>14</b>
Attempted Bombing/Arson <sup>1</sup>	3	2	0	0	1	6	4	2	1	1	<b>20</b>
Invasion	4	2	1	0	0	0	4	7	6	1	<b>25</b>
Vandalism	56	58	60	48	49	83	72	59	45	40	<b>570</b>
Trespassing <sup>2</sup>	81	144	163	66	67	633	336	122	148	104	<b>1,864</b>
Butyric Acid Attacks	0	0	0	0	0	0	0	0	0	0	<b>0</b>
Anthrax/Bioterrorism Threats	30	554	23	0	1	0	0	1	3	2	<b>614</b>
Assault & Battery	7	2	1	7	8	8	11	12	6	9	<b>71</b>
Death Threats/Threats of Harm <sup>3</sup>	9	14	3	7	4	10	10	13	2	16	<b>88</b>
Kidnapping	0	0	0	0	0	0	1	0	0	0	<b>1</b>
Burglary <sup>4</sup>	5	6	1	9	5	11	30	12	7	12	<b>98</b>
Stalking <sup>5</sup>	17	10	12	3	15	8	6	19	19	1	<b>110</b>
<b>Totals</b>	<b>215</b>	<b>795</b>	<b>265</b>	<b>143</b>	<b>152</b>	<b>761</b>	<b>474</b>	<b>249</b>	<b>237</b>	<b>187</b>	<b>3,478</b>
<b>Disruption</b>											
Hate Mail/Harassing Calls	1,011	404	230	432	453	515	548	522	396	1,699	<b>6,210</b>
Hate Email/Internet Harassment <sup>6</sup>			24	70	51	77	25	38	44	16	<b>345</b>
Hoax Devices/Suspicious Packages <sup>7</sup>			41	13	9	16	17	23	24	17	<b>160</b>
Bomb Threats	20	31	7	17	13	11	7	6	13	4	<b>129</b>
Picketing <sup>8</sup>	8,478	9,969	10,241	11,348	11,640	13,415	13,505	11,113	12,503	8,388	<b>110,600</b>
Obstruction <sup>9</sup>											
<b>Totals</b>	<b>9,509</b>	<b>10,404</b>	<b>10,543</b>	<b>11,880</b>	<b>12,166</b>	<b>14,034</b>	<b>14,102</b>	<b>11,702</b>	<b>12,980</b>	<b>10,124</b>	<b>117,444</b>
<b>Clinic Blockades</b>											
Number of Incidents	4	2	4	10	34	4	13	7	8	1	<b>87</b>
Number of Arrests <sup>10</sup>	0	0	0	0	0	0	0	3	1	0	<b>4</b>

<sup>1</sup> Incidents recorded are those classified as such by the appropriate law enforcement agency. Incidents that were ruled inconclusive or accidental are not included.

<sup>2</sup> Tabulation of trespassing began in 1999.

<sup>3</sup> Death Threats, as of 2015, include any reported or discovered "Threats of Harm."

<sup>4</sup> This category includes incidents of Burglary, Robbery, and Theft that occurred at a reproductive health facility.

<sup>5</sup> Stalking is defined as the persistent following, threatening, and harassing of an abortion provider, staff member, or patient away from the clinic. Tabulation of stalking incidents began in 1993.

<sup>6</sup> Tabulation of email harassment began in 2002. As of mid-November 2015, enhanced technology allowed for an increased ability to uncover Hate Email/Internet Harassment.

<sup>7</sup> Tabulation of hoax devices began in 2002.


<sup>8</sup> NAF changed its method of collecting picketing data in 2012. Obstruction was separated into its own category.

<sup>9</sup> Tabulation of Obstruction began in 2012. Obstruction is defined as the act of causing a delay or an attempt to cause a delay in the conduct of business or prevent persons from entering or exiting an area. This would apply to violations of the FACE Act.

<sup>10</sup> The "number of arrests" represents the total number of arrests, not the total number of persons arrested. Many blockaders are arrested multiple times.

Numbers prior to 2013 represent the U.S. and Canada only. Numbers from 2013-2016 represent the U.S., Canada, and Colombia.

In 2016, incidents included from Colombia totaled 513 incidents of Picketing, 57 Hate Mail/Harassing Calls, 4 Hate Emails/Internet Harassment, and 2 Obstructions.

	<b>NAF VIOLENCE AND DISRUPTION STATISTICS (2010 - 2016)</b> <b>INCIDENTS OF VIOLENCE &amp; DISRUPTION AGAINST ABORTION PROVIDERS</b>							
	2010	2011	2012	2013	2014	2015	2016	Totals 2010-16
<b>Violence</b>								
Murder <sup>1</sup>	0	0	0	0	0	3	0	3
Attempted Murder	0	0	0	0	0	9	0	9
Bombing	0	1	0	0	0	0	0	1
Arson <sup>1</sup>	0	1	5	0	1	4	1	12
Attempted Bombing/Arson <sup>1</sup>	1	1	0	0	0	0	0	2
Invasion	0	0	0	8	1	6	7	22
Vandalism	22	27	12	5	12	67	109	254
Trespassing <sup>2</sup>	45	69	47	264	78	118	247	868
Butyric Acid Attacks	0	0	0	0	0	0	0	0
Anthrax/Bioterrorism Threats	1	1	0	0	0	0	0	2
Assault & Battery	4	3	7	0	1	6	36	57
Death Threats/Threats of Harm <sup>3</sup>	2	2	6	2	1	94	33	140
Kidnapping	0	0	0	0	0	0	0	0
Burglary <sup>4</sup>	13	8	5	0	1	9	66	102
Stalking <sup>5</sup>	7	1	6	20	4	9	22	69
<b>Totals</b>	<b>95</b>	<b>114</b>	<b>88</b>	<b>299</b>	<b>99</b>	<b>325</b>	<b>521</b>	<b>1,541</b>
<b>Disruption</b>								
Hate Mail/Harassing Calls	404	365	452	420	367	373	869	3,250
Hate Email/Internet Harassment <sup>6</sup>	44	17	41	88	91	25,839	42,726	68,846
Hoax Devices/Suspicious Packages <sup>7</sup>	8	2	7	2	9	35	29	92
Bomb Threats	12	1	1	4	1	4	9	32
Picketing <sup>8</sup>	6,347	4,780	5,706	5,574	5,402	21,715	61,562	111,086
Obstruction <sup>9</sup>			79	396	251	242	580	1,548
<b>Totals</b>	<b>6,815</b>	<b>5,165</b>	<b>6,286</b>	<b>6,484</b>	<b>6,121</b>	<b>48,208</b>	<b>105,775</b>	<b>184,854</b>
<b>Clinic Blockades</b>								
Number of Incidents	1	5	6	3	23	45	51	134
Number of Arrests <sup>10</sup>	0	0	4	1	0	0	1	6

<sup>1</sup> Incidents recorded are those classified as such by the appropriate law enforcement agency. Incidents that were ruled inconclusive or accidental are not included.

<sup>2</sup> Tabulation of trespassing began in 1999.

<sup>3</sup> Death Threats, as of 2015, include any reported or discovered "Threats of Harm."

<sup>4</sup> This category includes incidents of Burglary, Robbery, and Theft that occurred at a reproductive health facility.

<sup>5</sup> Stalking is defined as the persistent following, threatening, and harassing of an abortion provider, staff member, or patient away from the clinic. Tabulation of stalking incidents began in 1993.

<sup>6</sup> Tabulation of email harassment began in 2002. As of mid-November 2015, enhanced technology allowed for an increased ability to uncover Hate Email/Internet Harassment.

<sup>7</sup> Tabulation of hoax devices began in 2002.

<sup>8</sup> NAF changed its method of collecting picketing data in 2012. Obstruction was separated into its own category.

<sup>9</sup> Tabulation of Obstruction began in 2012. Obstruction is defined as the act of causing a delay or an attempt to cause a delay in the conduct of business or prevent persons from entering or exiting an area. This would apply to violations of the FACE Act.

<sup>10</sup> The "number of arrests" represents the total number of arrests, not the total number of persons arrested. Many blockaders are arrested multiple times.

Numbers prior to 2013 represent the U.S. and Canada only. Numbers from 2013-2016 represent the U.S., Canada, and Colombia.

In 2016, incidents included from Colombia totaled 513 incidents of Picketing, 57 Hate Mail/Harassing Calls, 4 Hate Emails/Internet Harassment, and 2 Obstructions.