

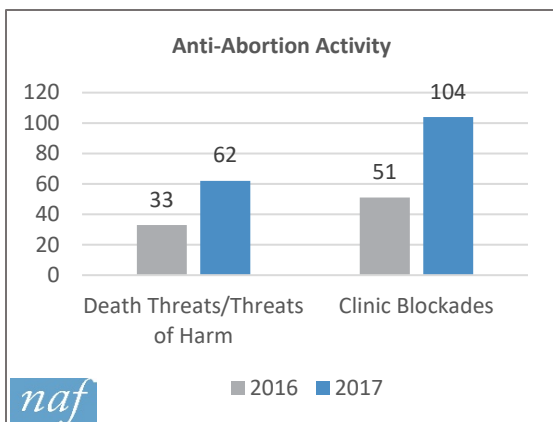
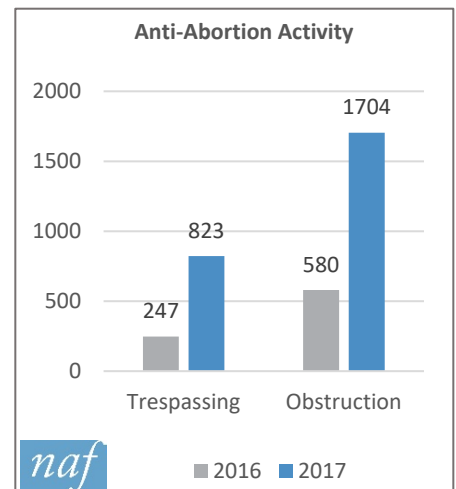
2017 VIOLENCE AND DISRUPTION STATISTICS

Reports continue to demonstrate an escalation in picketing, trespassing, obstruction, clinic blockades, invasions, and threats of harm

Members of the National Abortion Federation (NAF) reported an escalation of hostility and targeted activity in 2017. With anti-abortion extremists feeling emboldened by the current political environment, trespassing more than tripled, death threats/threats of harm nearly doubled, and incidents of obstruction rose from 580 in 2016 to more than 1,700 in 2017. We also continued to see an increase in targeted hate mail/harassing phone calls, and clinic invasions, and had the first attempted bombing in many years.

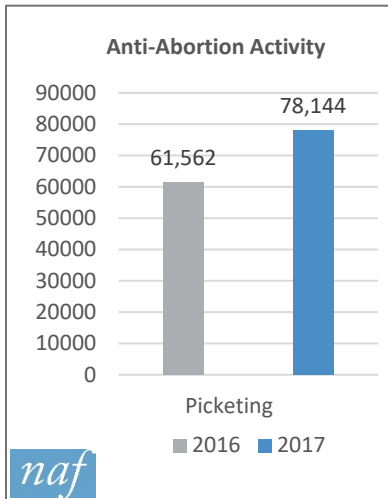
There were again no acts of extreme violence, with no murders or attempted murders. While we recorded a decrease in burglary, vandalism and general online hate speech, we also recorded a significant increase in activities aimed at disrupting services, intimidating providers and patients, and preventing women from obtaining the health care they need.

The steep rise in clinic invasions, obstruction, and blockades led to several arrests. In May 2017, Operation Save America’s director and other anti-abortion extremists prevented patients from accessing a clinic entrance by locking arms and sitting on the ground. Subsequently, ten individuals were arrested and charged with violating the Freedom of Access to Clinic Entrances (FACE) Act. The FACE Act makes it a federal crime to use force, the threat of force, or physical obstruction to prevent individuals from obtaining or providing reproductive health care. Operation Save America, as well as other anti-abortion extremist groups, routinely block parking lots, entrances and sidewalks at this clinic and many others in an attempt to delay or prevent women from receiving abortion care. In September 2017, well-known anti-abortion extremists trespassed into the waiting rooms of three facilities to talk directly with patients. When law enforcement arrived on the scene, the extremists in two of the locations refused to leave and were subsequently arrested and forcibly removed.



Providers reported 62 death threats or threats of harm in 2017, up from 33 in 2016. In one instance, a member clinic received a phone call in which the caller stated “I will do anything and everything to stop the unmitigated murders of fetuses. I will do anything to stop the atrocities committed by your clinic every minute of every day at your clinic. You are all pieces of [expletive] and I will kill to stop these atrocities. I will blow you up if I have to, burn the clinic down. I will do whatever is necessary. I swear to God I will. After that you are in God’s hands and He will do His thing.” This individual is facing federal charges and the case is ongoing. Another member clinic recorded a phone conversation in which the caller threatened to bring his AK-47 assault rifle and “shoot up” the facility. Law enforcement is investigating the case.

NAF works with an outside security firm to monitor threats 24/7, track scheduled anti-abortion events, and develop comprehensive profiles of anti-abortion extremists. In 2017, the anti-abortion Center for Medical Progress (CMP) released another inflammatory and heavily-edited video of a NAF member physician. After the video was released, NAF immediately initiated enhanced monitoring of all online hate speech and intimidation targeting our member, her staff,

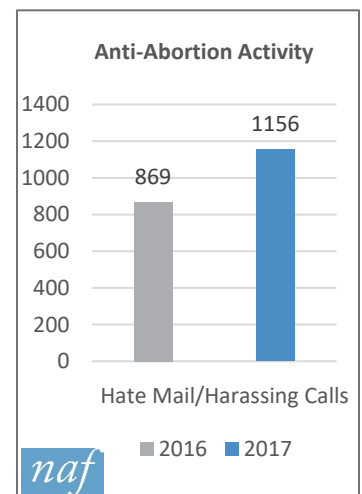


and the facility. Within hours, our outside security firm alerted us to several negative comments and threats posted online referencing the NAF member physician. One YouTube user posted the following message, “They should be dragged until nothing is left of them but a red stripe along the highway.” We immediately shared this and other similar threats with law enforcement.

In November 2017, employees of a member clinic discovered a broken window with a suspicious device wedged into the window frame when they arrived at work. Employees evacuated the building and notified local police. Upon arrival, an Explosive Ordinance Disposal (EOD) robot was deployed to determine if the device was authentic. After determining the homemade device was real, the Bureau of Alcohol, Tobacco and Firearms (ATF) was notified. After several hours of canvassing the area, the scene was cleared. Consequently, the clinic remained closed for the day as a safety precaution and numerous patients had to be rescheduled.

Although providers have reported a decrease in individual acts of vandalism, the incidents experienced by providers in 2017 have been much more targeted and costly. For instance, the Cleveland Police Department and the FBI are investigating a series of extreme incidents of vandalism that targeted a member facility, which caused more than \$32,000 in damage. Protests and picketing remain a daily occurrence for many providers, with 78,114 incidents of picketing reported in 2017.

Due to the many references to reproductive health care during the Presidential campaign, our 2016 Violence and Disruption statistics showed a significant increase in online hate speech. Although we have noted a decrease in overt hate speech online in 2017, online commentary and actions were more personal in nature. They included activities such as intentionally changing clinic phone numbers and addresses online, falsely claiming facilities had closed or relocated, and posting vulgar, false, or misleading reviews on providers’ Facebook or Google service pages.




With intimidation towards abortion providers on the rise, our members have taken substantial measures to enhance security procedures and protocols at their facilities. It is also paramount that law enforcement responds appropriately to prevent the escalation of criminal activity. We hope that with collaboration from local and federal law enforcement agencies, we can continue to hold these anti-abortion extremists accountable when they break the law.

Methodology

NAF has been tracking incidents of violence and disruption against abortion providers since 1977. Our comprehensive violence and disruption statistics are an invaluable resource that enables us to detect patterns and trends in anti-abortion criminal activities and report incidents to law enforcement. NAF members submit monthly reports on the violence and disruption they experience.

Building on the updates to our 2016 Violence and Disruption Statistics outreach program, our collection team continued to increase reporting from members. As our reporting rate continues to increase from previous years, we are better able to analyze trends and provide a more comprehensive analysis on the continued harassment and intimidation our members face every day.

The National Abortion Federation (NAF) is the professional association of abortion providers. Our members include individuals, private and non-profit clinics, Planned Parenthood affiliates, women’s health centers, physicians’ offices, and hospitals, which together care for approximately half the women who choose abortion in the U.S. and Canada each year. Our members also include public hospitals and both public and private clinics in Mexico City and private clinics in Colombia.

	NAF VIOLENCE AND DISRUPTION STATISTICS (Summary by Decade)				
	INCIDENTS OF VIOLENCE & DISRUPTION AGAINST ABORTION PROVIDERS				
	1977 to 89	1990 to 99	2000 to 09	2010 to 17	Totals
Violence					
Murder ¹	0	7	1	3	11
Attempted Murder	0	16	1	9	26
Bombing	25	15	1	1	42
Arson ¹	64	96	14	13	187
Attempted Bombing/Arson ¹	37	39	20	3	99
Invasion	247	117	25	33	422
Vandalism	244	575	570	346	1735
Trespassing ²		193	1,864	1,691	3748
Butyric Acid Attacks	0	100	0	0	100
Anthrax/Bioterrorism Threats	0	47	614	2	663
Assault & Battery	58	53	71	93	275
Death Threats/Threats of Harm ³	70	247	88	202	607
Kidnapping	2	1	1	0	4
Burglary ⁴	20	35	98	136	289
Stalking ⁵		404	110	90	604
Totals	767	1,945	3,478	2,622	8,812
Disruption					
Hate Mail/Harassing Calls	192	6,327	6,210	4,406	17,135
Hate Email/Internet Harassment ⁶			345	84,619	84,964
Hoax Devices/Suspicious Packages ⁷			160	122	282
Bomb Threats	237	245	129	40	651
Picketing ⁸	847	29,937	110,600	189,200	330,584
Obstruction ⁹				3,252	3,252
Totals	1,276	36,509	117,444	281,639	436,868
Clinic Blockades					
Number of Incidents	385	289	87	238	999
Number of Arrests ¹⁰	24,380	9,447	4	16	33,847

All numbers represent incidents reported to or obtained by NAF. Actual incidents are likely higher.

¹ Incidents recorded are those classified as such by the appropriate law enforcement agency. Incidents that were ruled inconclusive or accidental are not included.

² Tabulation of trespassing began in 1999.

³ Death Threats, as of 2015, include any reported or discovered "Threats of Harm."

⁴ This category includes incidents of Burglary, Robbery, and Theft that occurred at a reproductive health facility.

⁵ Stalking is defined as the persistent following, threatening, and harassing of an abortion provider, staff member, or patient away from the clinic. Tabulation of stalking incidents began in 1993.

⁶ Tabulation of email harassment began in 2002. As of mid-November 2015, enhanced technology allowed for an increased ability to uncover Hate Email/Internet Harassment.


⁷ Tabulation of hoax devices began in 2002.

⁸ NAF changed its method of collecting picketing data in 2012. Obstruction was separated into its own category.

⁹ Tabulation of Obstruction began in 2012. Obstruction is defined as the act of causing a delay or an attempt to cause a delay in the conduct of business or prevent persons from entering or exiting an area. This would apply to violations of the FACE Act.

¹⁰ The "number of arrests" represents the total number of arrests, not the total number of persons arrested. Many blockaders are arrested multiple times.

Numbers prior to 2013 represent the U.S. and Canada only. Numbers from 2013-2017 represent the U.S., Canada, and Colombia. In 2017, incidents included from Colombia totaled 2,384 incidents of Picketing, and 32 Hate Mail/Harassing Calls.

	NAF VIOLENCE AND DISRUPTION STATISTICS (1990 - 1999)										
	INCIDENTS OF VIOLENCE & DISRUPTION AGAINST ABORTION PROVIDERS										
	1990	1991	1992	1993	1994	1995	1996	1997	1998	1999	Totals 1990-99
Violence											
Murder ¹	0	0	0	1	4	0	0	0	2	0	7
Attempted Murder	0	2	0	1	8	1	1	2	1	0	16
Bombing	1	1	0	1	1	1	2	6	1	1	15
Arson ¹	10	8	19	12	11	14	3	8	4	7	96
Attempted Bombing/Arson ¹	3	1	13	7	3	1	4	2	5	0	39
Invasion	19	29	26	24	2	4	0	7	5	1	117
Vandalism	26	44	116	113	42	31	29	105	46	23	575
Trespassing ²										193	193
Butyric Acid Attacks	0	0	57	15	8	0	1	0	19	0	100
Anthrax/Bioterrorism Threats	0	0	0	0	0	0	0	0	12	35	47
Assault & Battery	6	6	9	9	7	2	1	9	4	0	53
Death Threats/Threats of Harm ³	7	3	8	78	59	41	13	11	25	2	247
Kidnapping	0	0	0	0	0	0	0	0	1	0	1
Burglary ⁴	2	1	5	3	3	3	6	6	6	0	35
Stalking ⁵				188	22	61	52	67	13	1	404
Totals	15	10	22	278	91	107	72	93	49	3	1,945
Disruption											
Hate Mail/Harassing Calls	21	142	469	628	381	255	605	2,829	915	82	6,327
Hate Email/Internet Harassment ⁶											
Hoax Devices/Suspicious Packages ⁷											
Bomb Threats	11	15	12	22	14	41	13	79	31	7	245
Picketing ⁸	45	292	2,898	2,279	1,407	1,356	3,932	7,518	8,402	1,808	29,937
Obstruction ⁹											
Totals	77	449	3,379	2,929	1,802	1,652	4,550	10,426	9,348	1,897	36,509
Clinic Blockades											
Number of Incidents	34	41	83	66	25	5	7	25	2	1	289
Number of Arrests ¹⁰	1,363	3,885	2,580	1,236	217	54	65	29	16	2	9,447

¹ Incidents recorded are those classified as such by the appropriate law enforcement agency. Incidents that were ruled inconclusive or accidental are not included.

² Tabulation of trespassing began in 1999.

³ Death Threats, as of 2015, include any reported or discovered "Threats of Harm."

⁴ This category includes incidents of Burglary, Robbery, and Theft that occurred at a reproductive health facility.

⁵ Stalking is defined as the persistent following, threatening, and harassing of an abortion provider, staff member, or patient away from the clinic. Tabulation of stalking incidents began in 1993.

⁶ Tabulation of email harassment began in 2002. As of mid-November 2015, enhanced technology allowed for an increased ability to uncover Hate Email/Internet Harassment.


⁷ Tabulation of hoax devices began in 2002.

⁸ NAF changed its method of collecting picketing data in 2012. Obstruction was separated into its own category.

⁹ Tabulation of Obstruction began in 2012. Obstruction is defined as the act of causing a delay or an attempt to cause a delay in the conduct of business or prevent persons from entering or exiting an area. This would apply to violations of the FACE Act.

¹⁰ The "number of arrests" represents the total number of arrests, not the total number of persons arrested. Many blockaders are arrested multiple times.

Numbers prior to 2013 represent the U.S. and Canada only. Numbers from 2013-2017 represent the U.S., Canada, and Colombia. In 2017, incidents included from Colombia totaled 2,384 incidents of Picketing, and 32 Hate Mail/Harassing Calls.

	NAF VIOLENCE AND DISRUPTION STATISTICS (2000 - 2009) INCIDENTS OF VIOLENCE & DISRUPTION AGAINST ABORTION PROVIDERS										
	2000	2001	2002	2003	2004	2005	2006	2007	2008	2009	Totals 2000-09
Violence											
Murder ¹	0	0	0	0	0	0	0	0	0	1	1
Attempted Murder	1	0	0	0	0	0	0	0	0	0	1
Bombing	0	1	0	0	0	0	0	0	0	0	1
Arson ¹	2	2	1	3	2	2	0	2	0	0	14
Attempted Bombing/Arson ¹	3	2	0	0	1	6	4	2	1	1	20
Invasion	4	2	1	0	0	0	4	7	6	1	25
Vandalism	56	58	60	48	49	83	72	59	45	40	570
Trespassing ²	81	144	163	66	67	633	336	122	148	104	1,864
Butyric Acid Attacks	0	0	0	0	0	0	0	0	0	0	0
Anthrax/Bioterrorism Threats	30	554	23	0	1	0	0	1	3	2	614
Assault & Battery	7	2	1	7	8	8	11	12	6	9	71
Death Threats/Threats of Harm ³	9	14	3	7	4	10	10	13	2	16	88
Kidnapping	0	0	0	0	0	0	1	0	0	0	1
Burglary ⁴	5	6	1	9	5	11	30	12	7	12	98
Stalking ⁵	17	10	12	3	15	8	6	19	19	1	110
Totals	215	795	265	143	152	761	474	249	237	187	3,478
Disruption											
Hate Mail/Harassing Calls	1,011	404	230	432	453	515	548	522	396	1,699	6,210
Hate Email/Internet Harassment ⁶			24	70	51	77	25	38	44	16	345
Hoax Devices/Suspicious Packages ⁷			41	13	9	16	17	23	24	17	160
Bomb Threats	20	31	7	17	13	11	7	6	13	4	129
Picketing ⁸	8,478	9,969	10,241	11,348	11,640	13,415	13,505	11,113	12,503	8,388	110,600
Obstruction ⁹											
Totals	9,509	10,404	10,543	11,880	12,166	14,034	14,102	11,702	12,980	10,124	117,444
Clinic Blockades											
Number of Incidents	4	2	4	10	34	4	13	7	8	1	87
Number of Arrests ¹⁰	0	0	0	0	0	0	0	3	1	0	4

¹ Incidents recorded are those classified as such by the appropriate law enforcement agency. Incidents that were ruled inconclusive or accidental are not included.

² Tabulation of trespassing began in 1999.

³ Death Threats, as of 2015, include any reported or discovered "Threats of Harm."

⁴ This category includes incidents of Burglary, Robbery, and Theft that occurred at a reproductive health facility.

⁵ Stalking is defined as the persistent following, threatening, and harassing of an abortion provider, staff member, or patient away from the clinic. Tabulation of stalking incidents began in 1993.

⁶ Tabulation of email harassment began in 2002. As of mid-November 2015, enhanced technology allowed for an increased ability to uncover Hate Email/Internet Harassment.


⁷ Tabulation of hoax devices began in 2002.

⁸ NAF changed its method of collecting picketing data in 2012. Obstruction was separated into its own category.

⁹ Tabulation of Obstruction began in 2012. Obstruction is defined as the act of causing a delay or an attempt to cause a delay in the conduct of business or prevent persons from entering or exiting an area. This would apply to violations of the FACE Act.

¹⁰ The "number of arrests" represents the total number of arrests, not the total number of persons arrested. Many blockaders are arrested multiple times.

Numbers prior to 2013 represent the U.S. and Canada only. Numbers from 2013-2017 represent the U.S., Canada, and Colombia. In 2017, incidents included from Colombia totaled 2,384 incidents of Picketing, and 32 Hate Mail/Harassing Calls.

	NAF VIOLENCE AND DISRUPTION STATISTICS (2010 - 2017) INCIDENTS OF VIOLENCE & DISRUPTION AGAINST ABORTION PROVIDERS								
	2010	2011	2012	2013	2014	2015	2016	2017	Totals 2010-17
Violence									
Murder ¹	0	0	0	0	0	3	0	0	3
Attempted Murder	0	0	0	0	0	9	0	0	9
Bombing	0	1	0	0	0	0	0	0	1
Arson ¹	0	1	5	0	1	4	1	1	13
Attempted Bombing/Arson ¹	1	1	0	0	0	0	0	1	3
Invasion	0	0	0	8	1	6	7	11	33
Vandalism	22	27	12	5	12	67	109	92	346
Trespassing ²	45	69	47	264	78	118	247	823	1,691
Butyric Acid Attacks	0	0	0	0	0	0	0	0	0
Anthrax/Bioterrorism Threats	1	1	0	0	0	0	0	0	2
Assault & Battery	4	3	7	0	1	6	36	36	93
Death Threats/Threats of Harm ³	2	2	6	2	1	94	33	62	202
Kidnapping	0	0	0	0	0	0	0	0	0
Burglary ⁴	13	8	5	0	1	9	66	34	136
Stalking ⁵	7	1	6	20	4	9	22	21	90
Totals	95	114	88	299	99	325	521	1,081	2,622
Disruption									
Hate Mail/Harassing Calls	404	365	452	420	367	373	869	1,156	4,406
Hate Email/Internet Harassment ⁶	44	17	41	88	91	25,839	42,726	15,773	84,619
Hoax Devices/Suspicious Packages ⁷	8	2	7	2	9	35	29	30	122
Bomb Threats	12	1	1	4	1	4	9	8	40
Picketing ⁸	6,347	4,780	5,706	5,574	5,402	21,715	61,562	78,114	189,200
Obstruction ⁹			79	396	251	242	580	1,704	3,252
Totals	6,815	5,165	6,286	6,484	6,121	48,208	105,775	96,785	281,639
Clinic Blockades									
Number of Incidents	1	5	6	3	23	45	51	104	238
Number of Arrests ¹⁰	0	0	4	1	0	0	1	10	16

¹ Incidents recorded are those classified as such by the appropriate law enforcement agency. Incidents that were ruled inconclusive or accidental are not included.

² Tabulation of trespassing began in 1999.

³ Death Threats, as of 2015, include any reported or discovered "Threats of Harm."

⁴ This category includes incidents of Burglary, Robbery, and Theft that occurred at a reproductive health facility.

⁵ Stalking is defined as the persistent following, threatening, and harassing of an abortion provider, staff member, or patient away from the clinic. Tabulation of stalking incidents began in 1993.

⁶ Tabulation of email harassment began in 2002. As of mid-November 2015, enhanced technology allowed for an increased ability to uncover Hate Email/Internet Harassment.

⁷ Tabulation of hoax devices began in 2002.

⁸ NAF changed its method of collecting picketing data in 2012. Obstruction was separated into its own category.

⁹ Tabulation of Obstruction began in 2012. Obstruction is defined as the act of causing a delay or an attempt to cause a delay in the conduct of business or prevent persons from entering or exiting an area. This would apply to violations of the FACE Act.

¹⁰ The "number of arrests" represents the total number of arrests, not the total number of persons arrested. Many blockaders are arrested multiple times.

Numbers prior to 2013 represent the U.S. and Canada only. Numbers from 2013-2017 represent the U.S., Canada, and Colombia. In 2017, incidents included from Colombia totaled 2,384 incidents of Picketing, and 32 Hate Mail/Harassing Calls.