

2018 VIOLENCE AND DISRUPTION STATISTICS

As inflammatory anti-choice rhetoric continued in 2018, National Abortion Federation (NAF) members reported an escalation in vandalism, trespassing, hate mail/harassing phone calls, Internet harassment, picketing, and obstruction.

In 2018 the number of individuals attempting to intimidate patients and disrupt patient services continued to increase at an alarming rate. We know those who oppose abortion feel emboldened to demonize abortion providers when they see elected officials spreading misleading propaganda and that was true in 2018. **As a result, NAF members reported:**

AN INCREASE IN

Online Hate Speech

21,252

Obstruction

3,038

Vandalism

125

Trespassing

1,135

A DECREASE IN

Stalking

14

Burglary

13

Assault and Battery

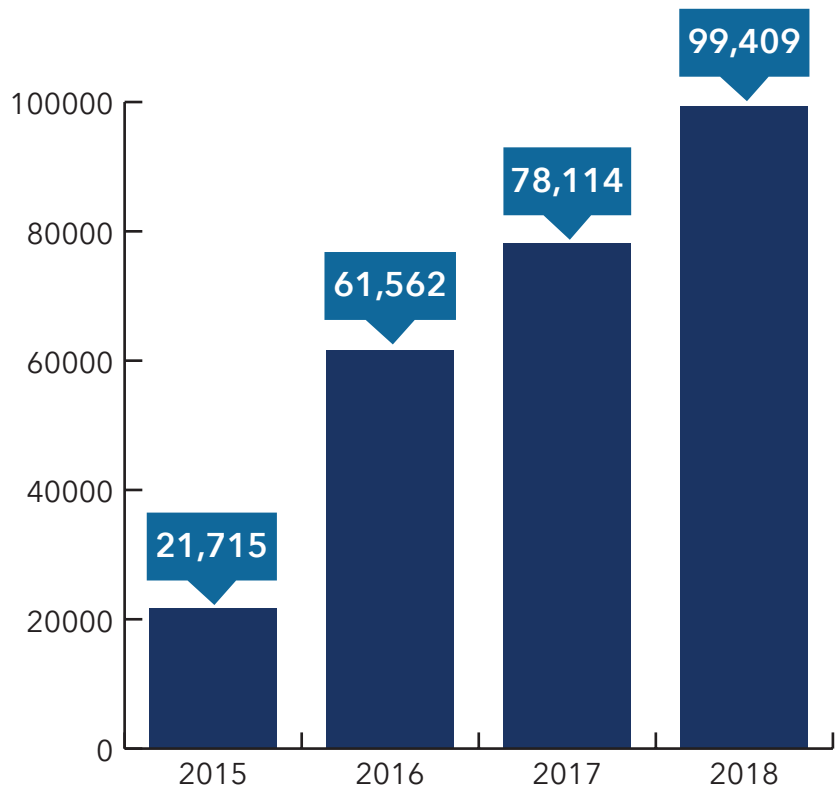
15

PICKETING

As incidents of picketing increased, many protesters were emboldened to cross the property lines of member facilities and damage or steal posted signage. One member facility reported that on several occasions, anti-choice protesters trespassed on to the property and uprooted landscaping, ripped apart a fence, and littered the parking lot with anti-choice literature. Protesters continued to block patients from entering the parking area of health care facilities by walking slowly in front of their vehicles and temporarily restricting patients from accessing the health care they need. At another member facility, anti-choice individuals continued to intentionally cover the parking lot with nails resulting in significant tire damage to vehicles driven by both patients and clinic staff. At another clinic, a protester used a bullhorn to threaten staff by stating "I have a bullet with your name on it." This protester was also observed threatening patients as they entered the building. A police report was made, and the incident is being investigated by law enforcement.



PROTESTERS REPORTED IN 2018

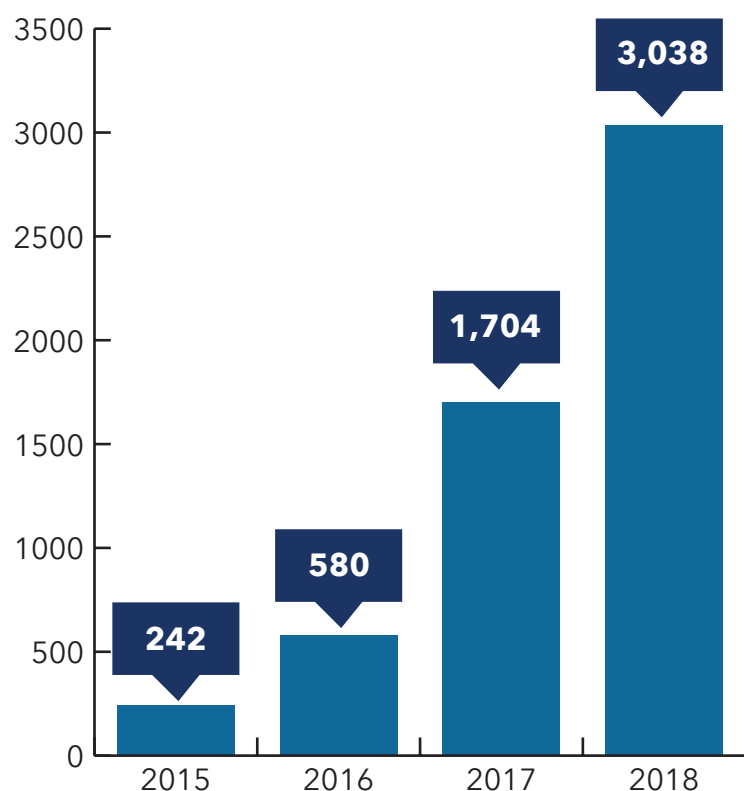


TRESPASSING



NAF members reported an increase in trespassing and acts meant to obstruct access to clinics in 2018. The number of reported incidents of obstruction increased 78% from 2017.

INCIDENTS OF OBSTRUCTION



In February 2018, four anti-abortion individuals were convicted of trespassing and sentenced to two years probation for invading a health care facility in Michigan during a so-called “Red Rose Invasion.” The individuals trespassed into the waiting room of the facility to harass patients. They refused to leave and were physically removed by law enforcement and arrested. During sentencing in March 2018, the foursome vowed to continue to plan and participate in future health care facility invasions. This has proven to be true as similar invasions continued throughout the country in 2018.

"Swear to God every abortionist piece of human [expletive] should be burned alive, shooting em is too quick for the disgusting [expletive] crimes they commit."

Comment posted online in September 2018

DEATH THREATS/ THREATS OF HARM

The number of death threats and threats of harm remained high, reflecting only a slight decrease from 2017. Members reported 57 death threats or threats of harm in 2018—down from 62 in 2017.

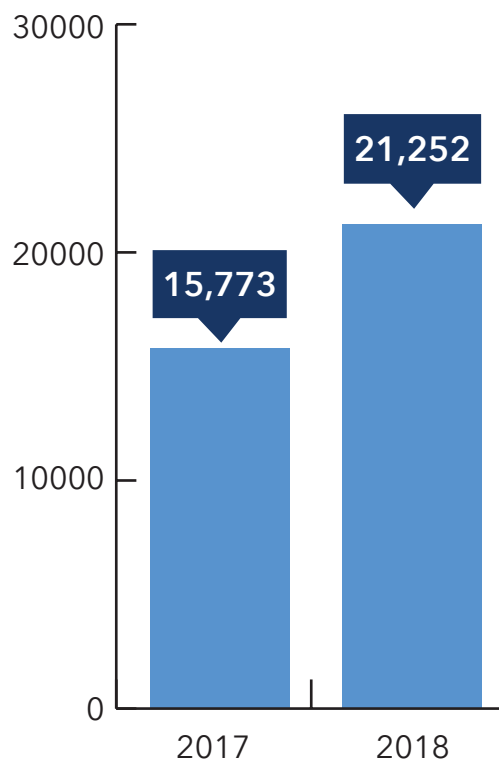
NAF works with an outside security firm to monitor threats 24/7, track scheduled anti-abortion events, and develop comprehensive profiles of those active in the anti-abortion movement.

"If one murders, they must pay with their life. If we start doing this, abortion stops."

"Only one way. Paul Hill. Scott Roeder."

Comments posted by a known clinic protester in November 2018. Paul Hill and Scott Roeder are convicted murderers who killed abortion providers.

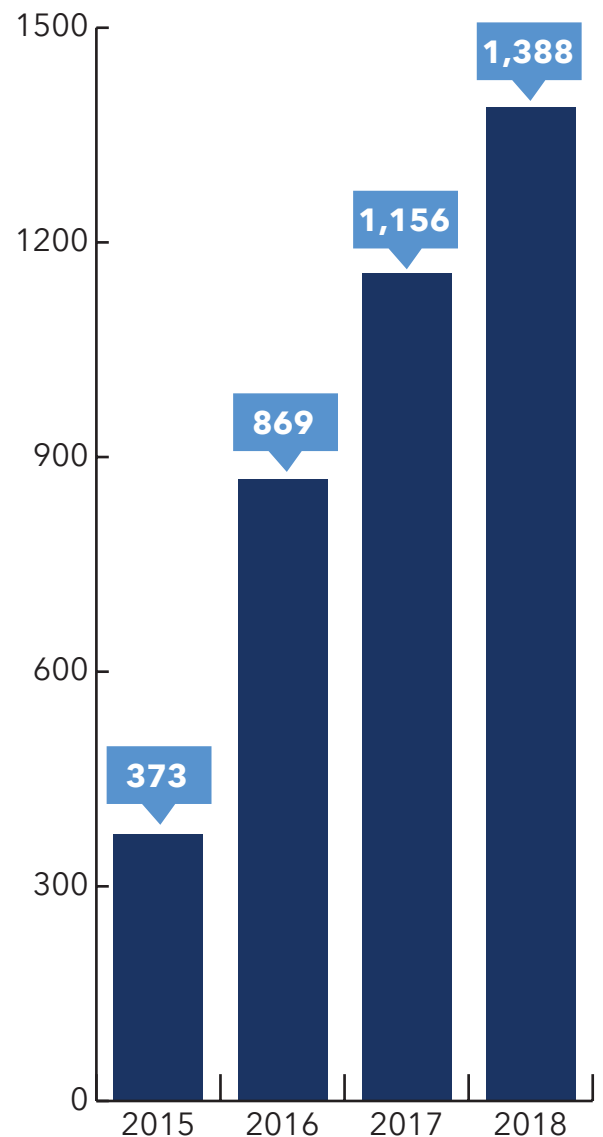
HATE MAIL/ INTERNET HARASSMENT



DEATH THREATS/ THREATS OF HARM

In November 2018, a member of the extremist anti-abortion group Army of God pleaded guilty in an Illinois federal court to sending a threat to injure and intimidate employees of a reproductive health care provider. Federal prosecutors say the man made at least seven threats to health care facilities between October and November 2017. The suspect faces a maximum sentence of six years in prison and a \$350,000 fine, but the plea deal states his anticipated jail time is 12 to 18 months. He is scheduled to be sentenced in 2019.

HATE MAIL/HARASSING CALLS



STALKING


Although providers reported a decrease in stalking, the individual incidents in 2018 were **more targeted** than previous years. On four separate occasions, a provider was followed from their place of employment to various locations. Providers continued to receive threatening mail at their homes.

Since abortion was legalized in 1973, reproductive health care facilities and staff have unfortunately become the targets of violence and harassment by anti-abortion extremists. For this reason, NAF works with our members to develop security protocols and train clinic staff to ensure the safety of our members and their patients. NAF works to prevent violence against abortion providers by providing them with direct, on-site security training and assistance. NAF also works closely with law enforcement officials to educate them about what abortion providers face and to help improve law enforcement's response to incidents of violence and criminal activities against abortion providers.

METHODOLOGY

NAF has been tracking incidents of violence and disruption against abortion providers since 1977. Our comprehensive violence and disruption statistics are an invaluable resource that enables us to detect patterns and trends in anti-abortion criminal activities and report incidents to law enforcement. NAF members submit monthly reports on the violence and disruption they experience. We follow up with our members about the incidents they report and conduct outreach to encourage them to submit their violence and disruption data.

The National Abortion Federation (NAF) is the professional association of abortion providers. Our members include individuals, private and non-profit clinics, Planned Parenthood affiliates, women's health centers, physicians' offices, and hospitals, which together care for approximately half the women who choose abortion in the U.S. and Canada each year. Our members also include public hospitals and both public and private clinics in Mexico City and private clinics in Colombia.

 NATIONAL ABORTION FEDERATION	NAF VIOLENCE AND DISRUPTION STATISTICS (Summary by Decade)				
	INCIDENTS OF VIOLENCE & DISRUPTION AGAINST ABORTION PROVIDERS				
	1977 to 89	1990 to 99	2000 to 09	2010 to 18	Totals
Violence					
Murder ¹	0	7	1	3	11
Attempted Murder	0	16	1	9	26
Bombing	25	15	1	1	42
Arson ¹	64	96	14	14	188
Attempted Bombing/Arson ¹	37	39	20	4	100
Invasion	247	117	25	41	430
Vandalism	244	575	570	471	1,860
Trespassing ²		193	1,864	2,826	4,883
Butyric Acid Attacks	0	100	0	0	100
Anthrax/Bioterrorism Threats	0	47	614	2	663
Assault & Battery	58	53	71	108	290
Death Threats/Threats of Harm ³	70	247	88	259	664
Kidnapping	2	1	1	0	4
Burglary ⁴	20	35	98	149	302
Stalking ⁵		404	110	104	618
Totals	767	1,945	3,478	3,991	10,181
Disruption					
Hate Mail/Harassing Calls	192	6,327	6,210	5,794	18,523
Hate Email/Internet Harassment ⁶			345	105,871	106,216
Hoax Devices/Suspicious Packages ⁷			160	126	286
Bomb Threats	237	245	129	43	654
Picketing ⁸	847	29,937	110,600	288,609	429,993
Obstruction ⁹				6,290	6,290
Totals	1,276	36,509	117,444	406,733	561,962
Clinic Blockades					
Number of Incidents	385	289	87	281	1,042
Number of Arrests ¹⁰	24,380	9,447	4	16	33,847

All numbers represent incidents reported to or obtained by NAF. Actual incidents are likely higher.

¹ Incidents recorded are those classified as such by the appropriate law enforcement agency. Incidents that were ruled inconclusive or accidental are not included.

² Tabulation of trespassing began in 1999.

³ Death Threats, as of 2015, include any reported or discovered "Threats of Harm."

⁴ This category includes incidents of Burglary, Robbery, and Theft that occurred at a reproductive health facility.

⁵ Stalking is defined as the persistent following, threatening, and harassing of an abortion provider, staff member, or patient away from the clinic. Tabulation of stalking incidents began in 1993.


⁶ Tabulation of email harassment began in 2002. As of mid-November 2015, enhanced technology allowed for an increased ability to uncover Hate Email/Internet Harassment.

⁷ Tabulation of hoax devices began in 2002.

⁸ NAF changed its method of collecting picketing data in 2012. Obstruction was separated into its own category.

⁹ Tabulation of Obstruction began in 2012. Obstruction is defined as the act of causing a delay or an attempt to cause a delay in the conduct of business or prevent persons from entering or exiting an area. This would apply to violations of the FACE Act.

¹⁰ The "number of arrests" represents the total number of arrests, not the total number of persons arrested. Many blockaders are arrested multiple times.

	NAF VIOLENCE AND DISRUPTION STATISTICS (1990 - 1999)										
	INCIDENTS OF VIOLENCE & DISRUPTION AGAINST ABORTION PROVIDERS										
	1990	1991	1992	1993	1994	1995	1996	1997	1998	1999	Totals 1990-99
Violence											
Murder ¹	0	0	0	1	4	0	0	0	2	0	7
Attempted Murder	0	2	0	1	8	1	1	2	1	0	16
Bombing	1	1	0	1	1	1	2	6	1	1	15
Arson ¹	10	8	19	12	11	14	3	8	4	7	96
Attempted Bombing/Arson ¹	3	1	13	7	3	1	4	2	5	0	39
Invasion	19	29	26	24	2	4	0	7	5	1	117
Vandalism	26	44	116	113	42	31	29	105	46	23	575
Trespassing ²										193	193
Butyric Acid Attacks	0	0	57	15	8	0	1	0	19	0	100
Anthrax/Bioterrorism Threats	0	0	0	0	0	0	0	0	12	35	47
Assault & Battery	6	6	9	9	7	2	1	9	4	0	53
Death Threats/Threats of Harm ³	7	3	8	78	59	41	13	11	25	2	247
Kidnapping	0	0	0	0	0	0	0	0	1	0	1
Burglary ⁴	2	1	5	3	3	3	6	6	6	0	35
Stalking ⁵				188	22	61	52	67	13	1	404
Totals	15	10	22	278	91	107	72	93	49	3	1,945
Disruption											
Hate Mail/Harassing Calls	21	142	469	628	381	255	605	2,829	915	82	6,327
Hate Email/Internet Harassment ⁶											
Hoax Devices/Suspicious Packages ⁷											
Bomb Threats	11	15	12	22	14	41	13	79	31	7	245
Picketing ⁸	45	292	2,898	2,279	1,407	1,356	3,932	7,518	8,402	1,808	29,937
Obstruction ⁹											
Totals	77	449	3,379	2,929	1,802	1,652	4,550	10,426	9,348	1,897	36,509
Clinic Blockades											
Number of Incidents	34	41	83	66	25	5	7	25	2	1	289
Number of Arrests ¹⁰	1,363	3,885	2,580	1,236	217	54	65	29	16	2	9,447

¹ Incidents recorded are those classified as such by the appropriate law enforcement agency. Incidents that were ruled inconclusive or accidental are not included.

² Tabulation of trespassing began in 1999.

³ Death Threats, as of 2015, include any reported or discovered "Threats of Harm."

⁴ This category includes incidents of Burglary, Robbery, and Theft that occurred at a reproductive health facility.

⁵ Stalking is defined as the persistent following, threatening, and harassing of an abortion provider, staff member, or patient away from the clinic. Tabulation of stalking incidents began in 1993.

⁶ Tabulation of email harassment began in 2002. As of mid-November 2015, enhanced technology allowed for an increased ability to uncover Hate Email/Internet Harassment.

⁷ Tabulation of hoax devices began in 2002.


⁸ NAF changed its method of collecting picketing data in 2012. Obstruction was separated into its own category.

⁹ Tabulation of Obstruction began in 2012. Obstruction is defined as the act of causing a delay or an attempt to cause a delay in the conduct of business or prevent persons from entering or exiting an area. This would apply to violations of the FACE Act.

• ¹⁰ The "number of arrests" represents the total number of arrests, not the total number of persons arrested. Many blockaders are arrested multiple times.

Numbers prior to 2013 represent the U.S. and Canada only. Numbers from 2013-2018 represent the U.S., Canada, and Colombia.

In 2018, incidents included from Colombia totaled 2,494 incidents of Picketing, and 2 Hate Mail/Harassing Calls.

	NAF VIOLENCE AND DISRUPTION STATISTICS (2000 - 2009)										
	INCIDENTS OF VIOLENCE & DISRUPTION AGAINST ABORTION PROVIDERS										
	2000	2001	2002	2003	2004	2005	2006	2007	2008	2009	Totals 2000-09
Violence											
Murder ¹	0	0	0	0	0	0	0	0	0	1	1
Attempted Murder	1	0	0	0	0	0	0	0	0	0	1
Bombing	0	1	0	0	0	0	0	0	0	0	1
Arson ¹	2	2	1	3	2	2	0	2	0	0	14
Attempted Bombing/Arson ¹	3	2	0	0	1	6	4	2	1	1	20
Invasion	4	2	1	0	0	0	4	7	6	1	25
Vandalism	56	58	60	48	49	83	72	59	45	40	570
Trespassing ²	81	144	163	66	67	633	336	122	148	104	1,864
Butyric Acid Attacks	0	0	0	0	0	0	0	0	0	0	0
Anthrax/Bioterrorism Threats	30	554	23	0	1	0	0	1	3	2	614
Assault & Battery	7	2	1	7	8	8	11	12	6	9	71
Death Threats/Threats of Harm ³	9	14	3	7	4	10	10	13	2	16	88
Kidnapping	0	0	0	0	0	0	1	0	0	0	1
Burglary ⁴	5	6	1	9	5	11	30	12	7	12	98
Stalking ⁵	17	10	12	3	15	8	6	19	19	1	110
Totals	215	795	265	143	152	761	474	249	237	187	3,478
Disruption											
Hate Mail/Harassing Calls	1,011	404	230	432	453	515	548	522	396	1,699	6,210
Hate Email/Internet Harassment ⁶			24	70	51	77	25	38	44	16	345
Hoax Devices/Suspicious Packages ⁷			41	13	9	16	17	23	24	17	160
Bomb Threats	20	31	7	17	13	11	7	6	13	4	129
Picketing ⁸	8,478	9,969	10,241	11,348	11,640	13,415	13,505	11,113	12,503	8,388	110,600
Obstruction ⁹											
Totals	9,509	10,404	10,543	11,880	12,166	14,034	14,102	11,702	12,980	10,124	117,444
Clinic Blockades											
Number of Incidents	4	2	4	10	34	4	13	7	8	1	87
Number of Arrests ¹⁰	0	0	0	0	0	0	0	3	1	0	4

¹ Incidents recorded are those classified as such by the appropriate law enforcement agency. Incidents that were ruled inconclusive or accidental are not included.

² Tabulation of trespassing began in 1999.

³ Death Threats, as of 2015, include any reported or discovered "Threats of Harm."

⁴ This category includes incidents of Burglary, Robbery, and Theft that occurred at a reproductive health facility.

⁵ Stalking is defined as the persistent following, threatening, and harassing of an abortion provider, staff member, or patient away from the clinic. Tabulation of stalking incidents began in 1993.

⁶ Tabulation of email harassment began in 2002. As of mid-November 2015, enhanced technology allowed for an increased ability to uncover Hate Email/Internet Harassment.


⁷ Tabulation of hoax devices began in 2002.

⁸ NAF changed its method of collecting picketing data in 2012. Obstruction was separated into its own category.

⁹ Tabulation of Obstruction began in 2012. Obstruction is defined as the act of causing a delay or an attempt to cause a delay in the conduct of business or prevent persons from entering or exiting an area. This would apply to violations of the FACE Act.

¹⁰ The "number of arrests" represents the total number of arrests, not the total number of persons arrested. Many blockaders are arrested multiple times.

Numbers prior to 2013 represent the U.S. and Canada only. Numbers from 2013-2018 represent the U.S., Canada, and Colombia. In 2018, incidents included from Colombia totaled 2,494 incidents of Picketing, and 2 Hate Mail/Harassing Calls.

 NATIONAL ABORTION FEDERATION		NAF VIOLENCE AND DISRUPTION STATISTICS (2010 - 2018) INCIDENTS OF VIOLENCE & DISRUPTION AGAINST ABORTION PROVIDERS									
		2010	2011	2012	2013	2014	2015	2016	2017	2018	Totals 2010-18
	Violence										
Murder ¹		0	0	0	0	0	3	0	0	0	3
Attempted Murder		0	0	0	0	0	9	0	0	0	9
Bombing		0	1	0	0	0	0	0	0	0	1
Arson ¹		0	1	5	0	1	4	1	1	1	14
Attempted Bombing/Arson ¹		1	1	0	0	0	0	0	1	1	4
Invasion		0	0	0	8	1	6	7	11	8	41
Vandalism		22	27	12	5	12	67	109	92	125	471
Trespassing ²		45	69	47	264	78	118	247	823	1,135	2,826
Butyric Acid Attacks		0	0	0	0	0	0	0	0	0	0
Anthrax/Bioterrorism Threats		1	1	0	0	0	0	0	0	0	2
Assault & Battery		4	3	7	0	1	6	36	36	15	108
Death Threats/Threats of Harm ³		2	2	6	2	1	94	33	62	57	259
Kidnapping		0	0	0	0	0	0	0	0	0	0
Burglary ⁴		13	8	5	0	1	9	66	34	13	149
Stalking ⁵		7	1	6	20	4	9	22	21	14	104
Totals		95	114	88	299	99	325	521	1,081	1,369	3991
	Disruption										
Hate Mail/Harassing Calls		404	365	452	420	367	373	869	1,156	1,388	5,794
Hate Email/Internet Harassment ⁶		44	17	41	88	91	25,839	42,726	15,773	21,252	105,871
Hoax Devices/Suspicious Packages ⁷		8	2	7	2	9	35	29	30	4	126
Bomb Threats		12	1	1	4	1	4	9	8	3	43
Picketing ⁸		6,347	4,780	5,706	5,574	5,402	21,715	61,562	78,114	99,409	288,609
Obstruction ⁹				79	396	251	242	580	1,704	3,038	6,290
Totals		6,815	5,165	6,286	6,484	6,121	48,208	105,775	96,785	125,094	406,733
	Clinic Blockades										
Number of Incidents		1	5	6	3	23	45	51	104	43	281
Number of Arrests ¹⁰		0	0	4	1	0	0	1	10	0	16

¹ Incidents recorded are those classified as such by the appropriate law enforcement agency. Incidents that were ruled inconclusive or accidental are not included.

² Tabulation of trespassing began in 1999.

³ Death Threats, as of 2015, include any reported or discovered "Threats of Harm."

⁴ This category includes incidents of Burglary, Robbery, and Theft that occurred at a reproductive health facility.

⁵ Stalking is defined as the persistent following, threatening, and harassing of an abortion provider, staff member, or patient away from the clinic. Tabulation of stalking incidents began in 1993.

⁶ Tabulation of email harassment began in 2002. As of mid-November 2015, enhanced technology allowed for an increased ability to uncover Hate Email/Internet Harassment.

⁷ Tabulation of hoax devices began in 2002.

⁸ NAF changed its method of collecting picketing data in 2012. Obstruction was separated into its own category.

⁹ Tabulation of Obstruction began in 2012. Obstruction is defined as the act of causing a delay or an attempt to cause a delay in the conduct of business or prevent persons from entering or exiting an area. This would apply to violations of the FACE Act.

¹⁰ The "number of arrests" represents the total number of arrests, not the total number of persons arrested. Many blockaders are arrested multiple times.

Numbers prior to 2013 represent the U.S. and Canada only. Numbers from 2013-2018 represent the U.S., Canada, and Colombia.
In 2018, incidents included from Colombia totaled 2,494 incidents of Picketing, and 2 Hate Mail/Harassing Calls.